

Stanley Turner Playground consultation report

October 2023

Background

The council is investing £400,000 to upgrade play areas across Lewes district. The views received in the survey will help inform what new equipment will be installed.

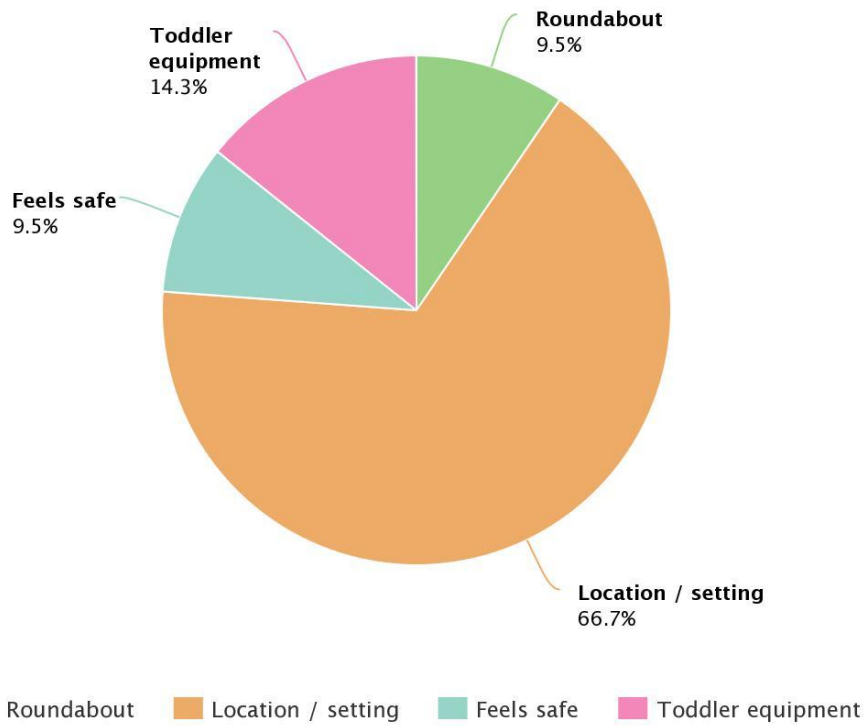
Residents and local children were asked their views on what improvements they would like to see at Stanley Turner Playground.

The survey launched on 17 July 2023 and ended on 25 August 2023. The survey was widely publicised using posters in the local area, social media posts, the council website, by email to the council's mailing list, WhatsApp messages and to the local media via a press release.

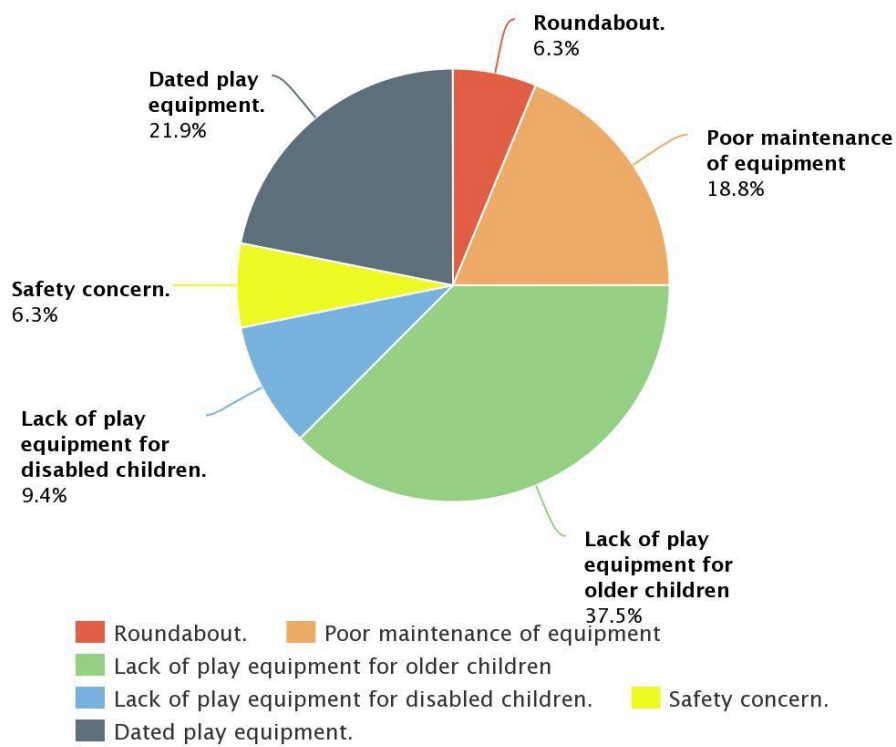
Key findings

- 26 people responded to the survey.
- Many people liked the location of the play area.
- People would like to see more equipment for older children.
- People would like to see regular maintenance of play equipment, grass/vegetation maintenance and an increase in cleanliness of the site
- Picnic benches and accessible play equipment would make the play area more inclusive.

1. What do you like most about the play area?



2. What do you like least about the play area?

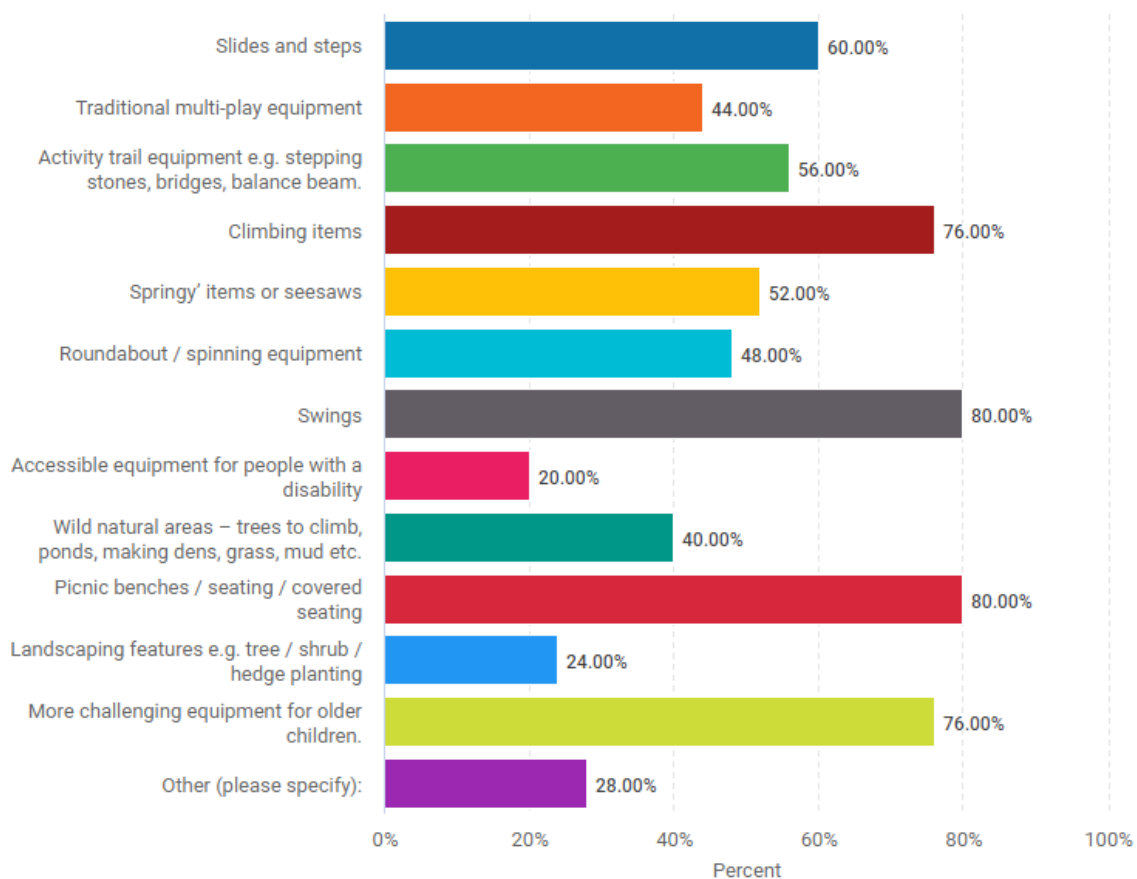


3. If you ever go to other playgrounds, which do you go to, and what do you like about them?

People visited Neville Park, The Big Park in Peacehaven, Bell Lane Rec Ground and Winterbourne Play Area.

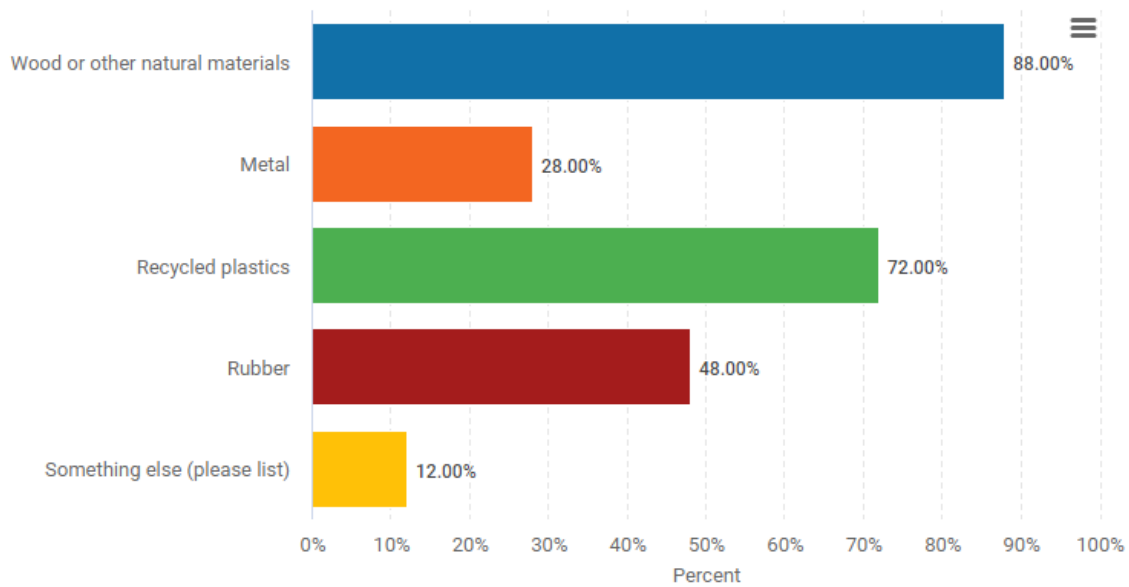
The variety of play equipment was the biggest draw. People most liked trampolines, sand pits, zip wires, accessible play equipment and monkey bars.

4. When you visit a playground what are your favourite types of equipment? Select all that apply to you

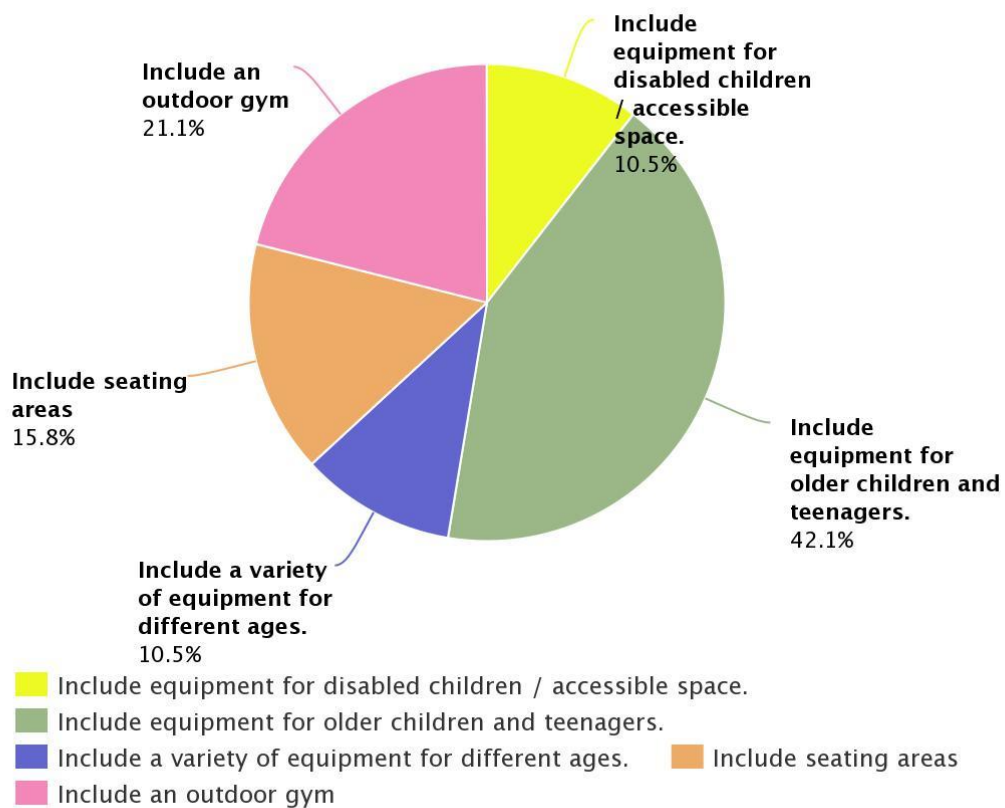


People who selected 'Other' requested a zip wire, monkey bars, gym and climbing wall.











5. What type of material would you like used for this play area?



6. Do you have any other comments?



Equality data

6. How old are you? Select all that apply.				
Answer Choices			Response Percent	Response Total
1	0-6		7.69%	2
2	7-11		7.69%	2
3	12-18		19.23%	5
4	An adult answering for a young person in my care		80.77%	21
5	Other (please state) Other adult		7.69%	2
7. What gender do you identify as?				
Answer Choices			Response Percent	Response Total
1	Male		19.23%	5
2	Female		73.08%	19
3	Trans-gender		0.00%	0
4	Non-binary		0.00%	0
5	Prefer not to answer		7.69%	2
8. Do you have a long-term health problem or disability?				
Answer Choices			Response Percent	Response Total
1	Yes		19.23%	5
2	No		80.77%	21